



Economics

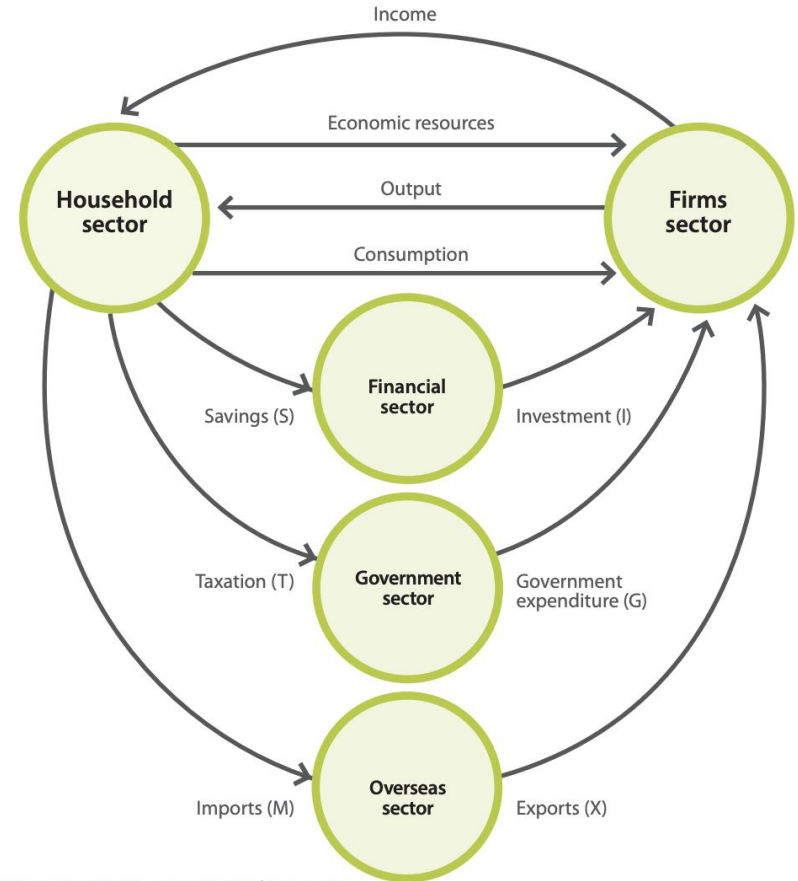
Human Society and Its Environment



What is Economics?

Economics is social (human) science.

Economics involves the study and impact of money flowing in, out and around a country.





Exploring Economics

Economics is an understanding of contemporary economic issues allowing students to:

- comprehend the impact of interest rates, share value and the Australian dollar on Australians and the economy in general
- recognise fluctuations in global and Australian economies and the effects on business
- understand why levels of employment vary




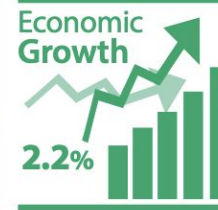


Economics provides students with opportunities to learn about the challenges and issues in a contemporary Australian economic context. It provides a platform to:

- consider how to use economic thinking to preserve the natural environment
- analyse, synthesise and evaluate information from a variety of sources
- communicate findings and ideas in a variety of forms.
- make informed judgements about economic issues.

Key Economic Indicators SNAPSHOT

8 April 2020





What
is Economics?



Who can Study Economics?

- Economics is suited to students studying a HSC plus ATAR pathway.
- Students should have an ability to write high order extended responses, and confidently perform calculations using economic data
- Prerequisites: English - top 30% Mathematics
- demonstrate sound achievement in basic mathematical concepts





Course Structure: Preliminary Course - Economic Foundations

- Introduction to Economics – the nature of economics and the operation of an economy
- Consumers and Business – the role of consumers and business in the economy
- Markets – the role of markets, demand, supply and competition
- Labour Markets – the workforce and role of labour in the economy
- Financial Markets – the financial market in Australia including the share market
- Government in the Economy – the role of government in the Australian economy

[Syllabus link](#)



HSC Course: An analysis of Economic Issues

The Global Economy – Features of the global economy and globalisation

Australia's Place in the Global Economy – Australia's trade and finance

Economic Issues – issues including growth, unemployment, inflation, wealth and management.

Economic Policies and Management – the range of policies to manage the economy.





The HSC Exam

- Section 1: 20 Multiple choice questions (20 marks)
- Section 2: Short answer questions (40 marks)
- Section 3: Essay. A choice of 2 questions. (20 marks)
- Section 4: Essay. A choice of 2 questions. (20 marks)

Total = 100 marks





Why Study
Economics?



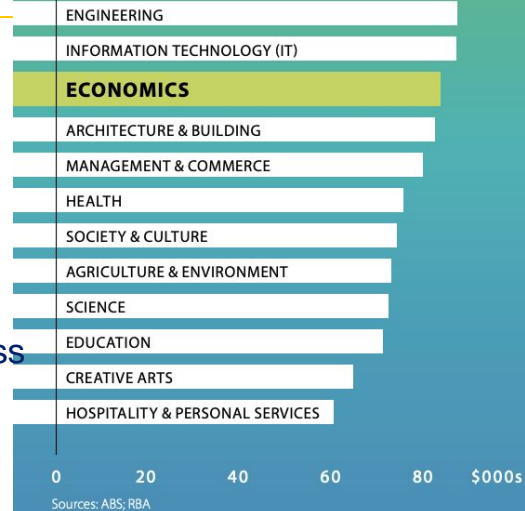
Economics and Life after Waverley College

- Careers with STEM – Economics 2019
- Magazine in which young economists discuss their work and why they love economics

Be rewarded in the
workplace for your
highly valued skills

Earnings by Field of Bachelor Study

Full-time employees, total income from all sources, 2016



Did you know that people
who studied economics have
the third highest earnings in
the workplace?



Find Your Career Path



Your Pathway to Exploring Economics

Are you ready for the future of work?
Do you want highly valued skills?
Do you want to make a difference with
your career?



Start by exploring economics at
high school to better
understand the
world around you



High School

Study economics at **university** to
discover skills for
the future



University

Use economics in a wide range of
careers to
make a difference



- International Development
- Health
- Environment



- Business
- Banking
- Finance



- Public Policy
- Government
- Diplomacy

Career



Didn't study economics
at high school?
Don't worry, you can
pick it up at university.



Questions?

Thank you for viewing this presentation.
If you have any further questions please
get in contact.

Mr Adam Wallington

Head of Human Society and Its
Environment (HSIE)

awallington2@waverley.nsw.edu.au

Links

- [NESA Economics Syllabus and exam materials](#)
 - [NESA 2019 Economics HSC Paper](#)
 - [Reserve Bank of Australia: Explore Economics](#)
-

